


Name of the Company: SAB INDUSTRIES LIMITED			
Scrip Code, Name of the scrip, class of security:			
Quarter ended: 31/03/2012			
Partly paid-up shares:-	No. of partly paid-up shares	As a % of total no. of partly paid-up shares	As a % of total no. of shares of the company
Held by promoter/promoter group	0	#DIV/0!	0
Held by public	0	#DIV/0!	0
Total - D	0	#DIV/0!	0
Outstanding convertible securities:-	No. of outstanding securities	As a % of total no. of outstanding convertible securities	As a % of total no. of shares of the company, assuming full conversion of the convertible securities
Held by promoter/promoter group	0	#DIV/0!	0
Held by public	0	#DIV/0!	0
Total - E	0	#DIV/0!	0
Warrants:-	No. of warrants	As a % of total no. of warrants	As a % of total no. of shares of the company, assuming full conversion of warrants
Held by promoter/promoter group	0	#DIV/0!	0
Held by public	0	#DIV/0!	0.00
Total - F	0	#DIV/0!	0.00
Total paid-up capital of the company, assuming full conversion of warrants and convertible securities	15188372		100



Statement Showing Shareholding Pattern

Category code	Category of Shareholder	Number of Shareholders	Table (I)(a)		Total shareholding as a percentage of total number of shares		Shares Pledged or otherwise encumbered	
			Total number of shares	Number of shares held in dematerialized form	As a percentage of (A+B) ¹	As a percentage of (A+B+C)	Number of shares	As a percentage
			(IV)	(V)	(VI)	(VII)	(VIII)	(IX)= (VIII)/(IV)*100
(A)	Shareholding of Promoter and Promoter Group ²							
1	Indian							
(a)	Individuals/ Hindu Undivided Family	5	5208344	5208344	34.29	34.29	0	0.00
(b)	Central Government/ State Government(s)		0	0	0.00	0.00		#DIV/0!
(c)	Bodies Corporate	6	5975012	5975012	39.34	39.34	0	0.00
(d)	Financial Institutions/ Banks				0.00	0.00		#DIV/0!
(e)	Any Others(Specify)				0.00	0.00		#DIV/0!
(e-i)					0.00	0.00		#DIV/0!
	Sub Total(A)(1)	11	11183356	11183356	73.63	73.63	0	0.00
2	Foreign							
a	Individuals (Non-Residents Individuals/ Foreign Individuals)				0.00	0.00		#DIV/0!
b	Bodies Corporate				0.00	0.00		#DIV/0!
c	Institutions				0.00	0.00		#DIV/0!
d	Any Others(Specify)				0.00	0.00		#DIV/0!
d-i					0.00	0.00		#DIV/0!
	Sub Total(A)(2)	0	0	0	0.00	0.00	0	#DIV/0!
	Total Shareholding of Promoter and Promoter Group (A)= (A)(1)+(A)(2)	11	11183356	11183356	73.63	73.63	0	0.00
(B)	Public shareholding							
1	Institutions							
(a)	Mutual Funds/ UTI	0	0	0	0.00	0.00		
(b)	Financial Institutions /Banks	2	185611	0	1.22	1.22		
(c)	Central Government/ State Government(s)				0.00	0.00		
(d)	Venture Capital Funds				0.00	0.00		
(e)	Insurance Companies				0.00	0.00		
(f)	Foreign Institutional Investors				0.00	0.00		
(g)	Foreign Venture Capital Investors				0.00	0.00		
(h)	Any Other (specify)				0.00	0.00		
(h-i)					0.00	0.00		
	Sub-Total (B)(1)	2	185611	0	1.22	1.22		
B 2	Non-institutions							
(a)	Bodies Corporate	4	3783101	3764600	24.91	24.91		
(b)	Individuals				0.00	0.00		
i	Individuals -i. Individual shareholders holding nominal share capital up to Rs 1 lakh	496	36304	1790	0.24	0.24		
ii	Individual shareholders holding nominal share capital in excess of Rs. 1 lakh.	0	0	0	0.00	0.00		
(c)	Any Other (specify)-NRI	0	0	0	0.00	0.00		
(c-i)					0.00	0.00		
(c-ii)					0.00	0.00		
	Sub-Total (B)(2)	500	3819405	3766390	25.15	25.15		
(B)	Total Public Shareholding (B)= (B)(1)+(B)(2)	502	4005016	3766390	26.37	26.37		
	TOTAL (A)+(B)	513	15188372	14949746	100.00	100.00		
(C)	Shares held by Custodians and against which Depository Receipts have been issued							
1	Promoter and Promoter Group	0	0	0		0.00		#DIV/0!
2	Public					0.00		
	Sub-Total (C)	0	0	0		0	0	
	GRAND TOTAL (A)+(B)+(C)	513	15188372	14949746		100.00	0	0.00



(f)(b) Statement showing holding of securities (including shares, warrants, convertible securities) of persons belonging to the category "Promoter and Promoter Group"

Sr. No.	Name of the shareholder	Details of Shares held		Encumbered shares (*)			Details of warrants		Details of convertible securities		Total shares (including underlying shares assuming full conversion of warrants and convertible securities) as a % of diluted share capital
		Number of shares held	As a % of grand total (A)+(B)+(C)	No.	As percentage	As a % of grand total (A)+(B)+(C) of sub-clause (f)(a)	Number of warrants held	As a % total number of warrants of the same class	Number of convertible securities held	As a % total number of convertible securities of the same class	
(i)	(ii)	(iii)	(iv)	(v)	(vi)=(v)/(iii)*100	(vii)	(viii)	(ix)	(x)	(xi)	(xii)
1	SHRI R K GARG	3404020	22.41	0	0.00	0.00		#DIV/0!		#DIV/0!	
2	R K GARG & SONS - HUF	80000	0.53	0	0.00	0.00		#DIV/0!		#DIV/0!	
3	SMT. SUNENA GARG	336508	2.22	0	0.00	0.00		#DIV/0!		#DIV/0!	
4	SHRI DHEERAJ GARG	1307808	8.61	0	0.00	0.00		#DIV/0!		#DIV/0!	
5	MS. PRIYA GARG	80008	0.53	0	0.00	0.00		#DIV/0!		#DIV/0!	
6	STEEL STRIPS INDUSTRIES LTD.	805172	5.30	0	0.00	0.00		#DIV/0!		#DIV/0!	
7	STEEL STRIPS HOLDING PVT. LTD.	1200060	7.90	0	0.00	0.00		#DIV/0!		#DIV/0!	
8	STEEL STRIPS FIN. PVT. LTD.	1200060	7.90	0	0.00	0.00		#DIV/0!		#DIV/0!	
9	S S CREDITS PVT. LTD.	9000	0.06		0.00	0.00		#DIV/0!		#DIV/0!	
10	MUNAK FINANCIERS PVT. LTD.	1560720	10.28		0.00	0.00		#DIV/0!		#DIV/0!	
11	MUNAK INVESTMENTS PVT. LTD.	1200000	7.90		0.00	0.00		#DIV/0!		#DIV/0!	
TOTAL		11183356	73.63	0	0.00	0.00	0	#DIV/0!	0	#DIV/0!	0

(*) The term "encumbrance" has the same meaning as assigned to it in regulation 28(3) of the SAST Regulations, 2011




(l)(c)(i) Statement showing holding of securities (including shares, warrants, convertible securities) of persons belonging to the category "Public" and holding more than 1% of the total number of shares

Sr. No.	Name of the shareholder	Number of shares held	Shares as a percentage of total number of shares (i.e., Grand Total (A)+(B)+(C) indicated in Statement at para (l)(a) above)	Details of warrants		Details of convertible securities		Total shares (including underlying shares assuming full conversion of warrants and convertible securities) as a % of diluted share capital
				for trading purposes	As a % total number of warrants of the same class	Number of convertible securities held	% w.r.t total number of convertible securities of the same class	
1	STEEL STRIPS WHEELS INVT. LTD.	1214630	8.00		0		#DIV/0!	
2	BLOOMEN FLORA LTD.	1336988	8.80		0		#DIV/0!	
3	PRIYA TOOLS PVT. LTD.	1214632	8.00		0		#DIV/0!	
4					0		#DIV/0!	
5					0		#DIV/0!	
6					0		#DIV/0!	
TOTAL		3766250	24.80		0	0	#DIV/0!	0


(l)(c)(ii) Statement showing holding of securities (including shares, warrants, convertible securities) of persons (together with PAC) belonging to the category "Public" and holding more than 5% of the total number of shares of the company

Sr. No.	Name(s) of the shareholder(s) and the Persons Acting in Concert (PAC) with them	Number of shares	Shares as a percentage of total number of shares (i.e., Grand Total (A)+(B)+(C) indicated in Statement at para (l)(a) above)	Details of warrants		Details of convertible		Total shares (including underlying shares assuming full conversion of warrants and convertible securities) as a % of diluted share capital
				Number of warrants	As a % total number of warrants of the same class	Number of convertible securities held	% w.r.t total number of convertible securities of the same class	
1	STEEL STRIPS WHEELS INVT. LTD.	1214630	8.00		0		#DIV/0!	
2	BLOOMEN FLORA LTD.	1336988	8.80		0		#DIV/0!	
3	PRIYA TOOLS PVT. LTD.	1214632	8.00		0		#DIV/0!	
4					0		#DIV/0!	
5					0		#DIV/0!	
TOTAL		3766250	24.80	0	0	0	#DIV/0!	0



(l)(c)(ii) Statement showing holding of securities (including shares, warrants, convertible securities) of persons (together with PAC) belonging to the category "Public" and holding more than 5% of the total number of shares of the company

Sr. No.	Name(s) of the shareholder(s) and the Persons Acting in Concert (PAC) with them	Number of shares	Shares as a percentage of total number of shares {i.e., Grand Total (A)+(B)+(C) indicated in Statement at para (l)(a) above}	Details of warrants		Details of convertible securities		Total shares (including underlying shares assuming full conversion of warrants and convertible securities) as a % of diluted share capital
				Number of warrants	As a % total number of warrants of the same class	Number of convertible securities held	% w.r.t total number of convertible securities of the same class	
1			0.00		0		#DIV/0!	
2			0.00		0		#DIV/0!	
3			0.00		0		#DIV/0!	
4			0.00		0		#DIV/0!	
5			0.00		0		#DIV/0!	
TOTAL		0	0.00	0	0	0	#DIV/0!	0



(I)(d) Statement showing details of locked-in shares

Sr. No.	Name of the shareholder	Number of locked-in shares	Locked-in shares as a percentage of total number of shares {i.e., Grand Total (A)+(B)+(C) indicated in Statement at para (I)(a) above}
1			0.00
2			0.00
3	NIL		0.00
4			0.00
TOTAL		0	0.00

(II)(a) Statement showing details of Depository Receipts (DRs)

Sr. No.	Type of outstanding DR (ADRs, GDRs, SDRs, etc.)	Number of outstanding DRs	Number of shares underlying outstanding DRs	Shares underlying outstanding DRs as a percentage of total number of shares {i.e., Grand Total (A)+(B)+(C) indicated in Statement at para (I)(a) above}
1				0.00
2				0.00
3	NIL			0.00
4				0.00
TOTAL		0	0	0.00

(II)(b) Statement showing holding of Depository Receipts (DRs), where underlying shares held by "promoter/promoter group" are in excess of 1% of the total number of shares

Sr. No.	Name of the DR Holder	Type of outstanding DR (ADRs, GDRs, SDRs, etc.)	Number of shares underlying outstanding DRs	Shares underlying outstanding DRs as a percentage of total number of shares {i.e., Grand Total (A)+(B)+(C) indicated in Statement at para (I)(a) above}
1				
2				
3	NIL			0.00
4				
TOTAL			0	

